

# LCFF Budget Overview for Parents

Local Educational Agency (LEA) Name: Golden Valley Orchard

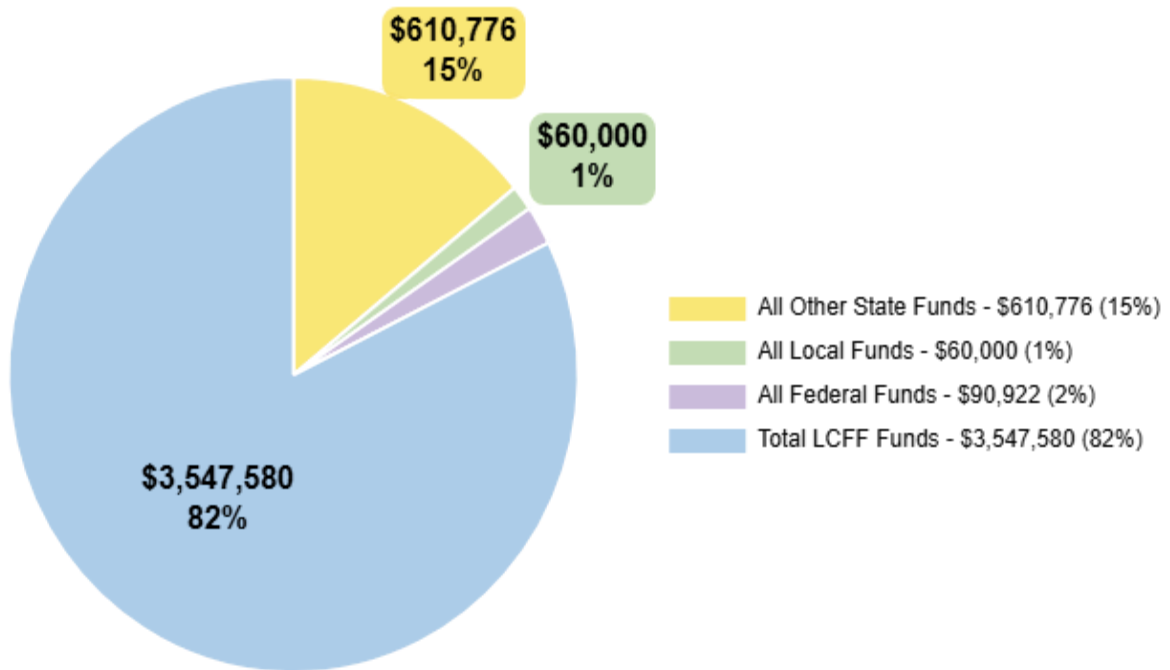
CDS Code: 34674470132399

School Year: 2025-26

LEA Contact Information: Caleb Buckley | cbuckley@goldenvalleycharter.org | 916-597-1478

School districts receive funding from different sources: state funds under the Local Conmprove services for high needs studentstrol Funding Formula (LCFF), other state funds, local funds, and federal funds. LCFF funds include a base level of funding for all LEAs and extra funding - called "supplemental and concentration" grants - to LEAs based on the enrollment of high needs students (foster youth, English learners, and low-income students).

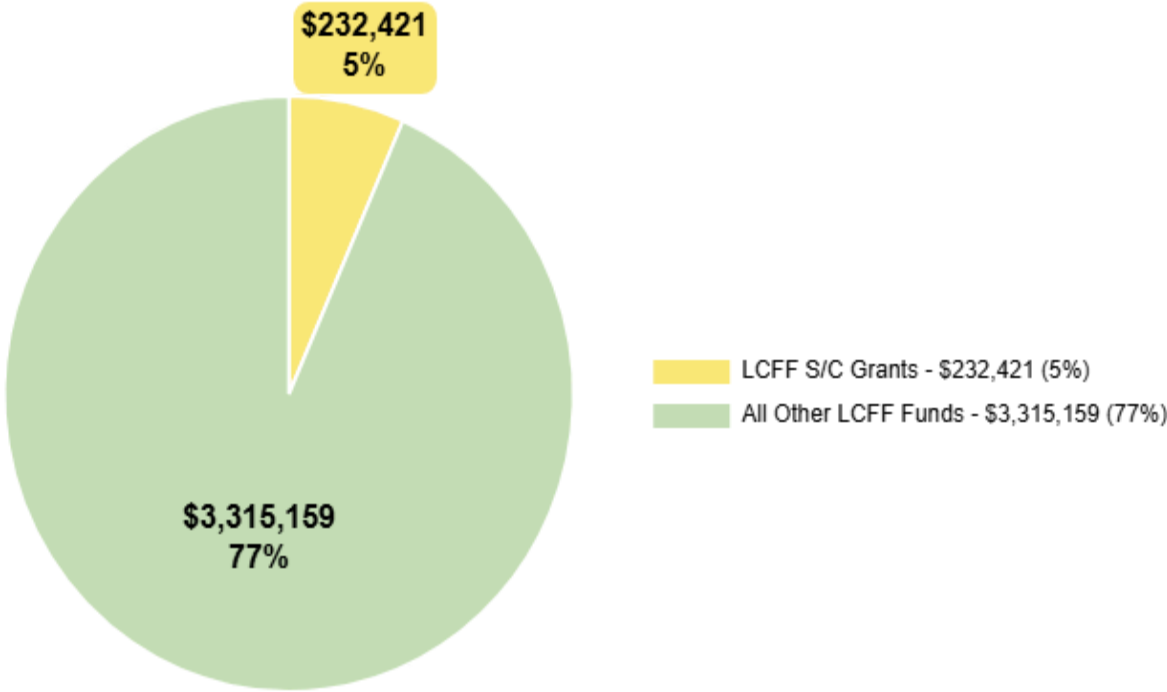
## Budget Overview for the 2025-26 School Year Projected Revenue by Fund Source



Source	Funds	Percentage
All Other State Funds	\$610,776	14%
All Local Funds	\$60,000	1%

Source	Funds	Percentage
All Federal Funds	\$90,922	2%
Total LCFF Funds	\$3,547,580	82%

### Breakdown of Total LCFF Funds



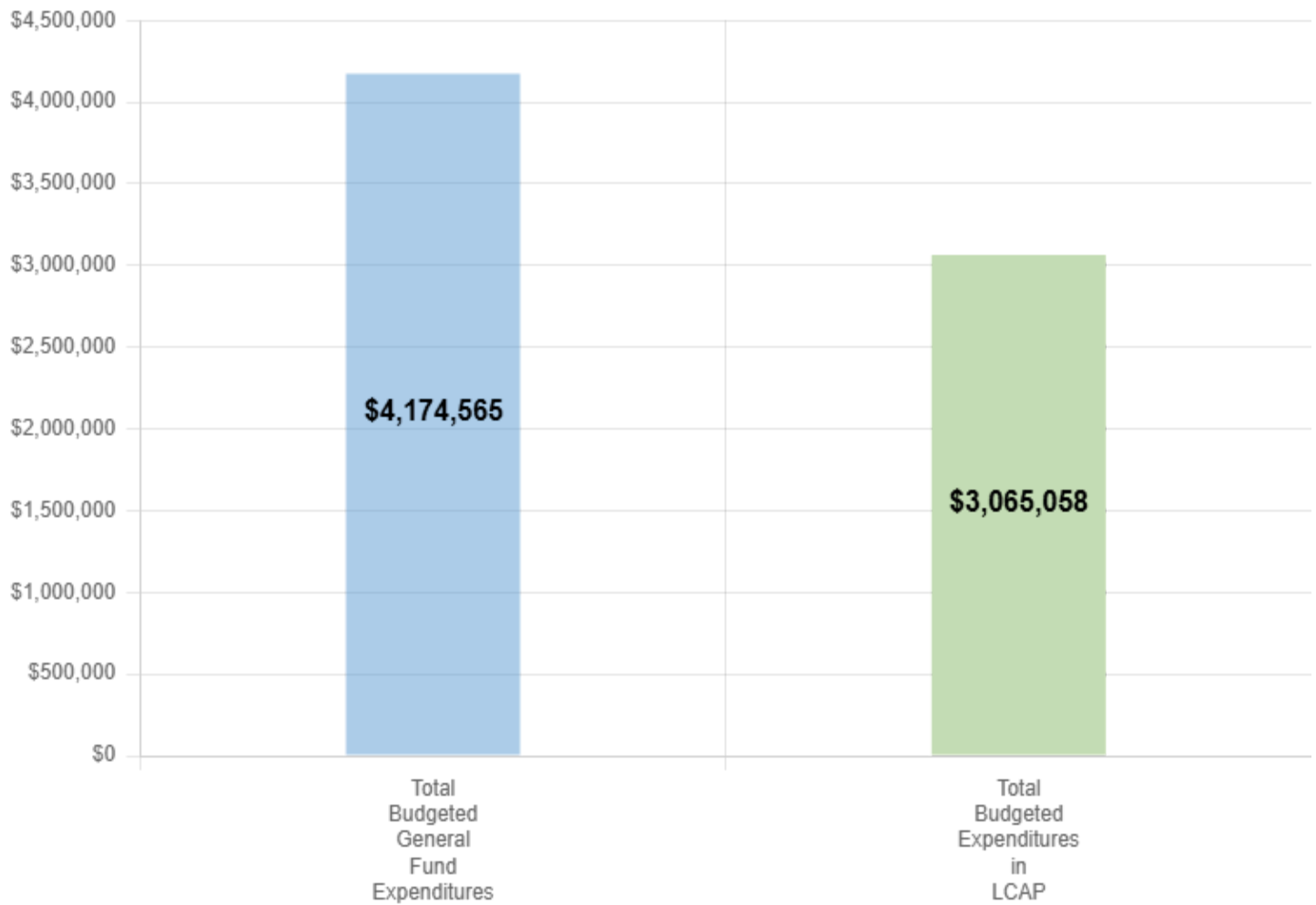
Source	Funds	Percentage
LCFF S/C Grants	\$232,421	5%
All Other LCFF Funds	\$3,315,159	77%

*These charts show the total general purpose revenue Golden Valley Orchard expects to receive in the coming year from all sources.*

The total revenue projected for Golden Valley Orchard is \$4,309,278, of which \$3,547,580 is Local Control Funding Formula (LCFF), \$610,776 is other state funds, \$60,000 is local funds, and \$90,922 is federal funds. Of the \$3,547,580 in LCFF Funds, \$232,421 is generated based on the enrollment of high needs students (foster youth, English learner, and low-income students).

The LCFF gives school districts more flexibility in deciding how to use state funds. In exchange, school districts must work with parents, educators, students, and the community to develop a Local Control and Accountability Plan (LCAP) that shows how they will use funds to serve students.

## Budgeted Expenditures in the LCAP



*This chart provides a quick summary of how much Golden Valley Orchard plans to spend for 2025-26. It shows how much of the total is tied to planned actions and services in the LCAP.*

Golden Valley Orchard plans to spend \$4,174,565 for the 2025-26 school year. Of that amount, \$3,065,058 is tied to actions/services in the LCAP and \$1,109,507 is not included in the LCAP. The budgeted expenditures that are not included in the LCAP will be used for the following:

The budgeted expenditures that are not included in the LCAP will be used for general operating expenses.

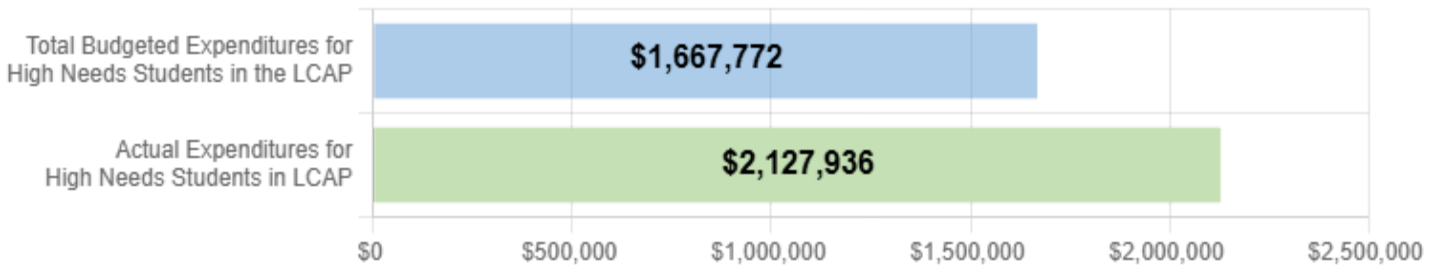
## Increased or Improved Services for High Needs Students in the LCAP for the 2025-26 School Year

In 2025-26, Golden Valley Orchard is projecting it will receive \$232,421 based on the enrollment of foster youth, English learner, and low-income students. Golden Valley Orchard must describe how it

intends to increase or improve services for high needs students in the LCAP. Golden Valley Orchard plans to spend \$1,849,068 towards meeting this requirement, as described in the LCAP.

## Update on Increased or Improved Services for High Needs Students in 2024-25

### Prior Year Expenditures: Increased or Improved Services for High Needs Students



*This chart compares what Golden Valley Orchard budgeted last year in the LCAP for actions and services that contribute to increasing or improving services for high needs students with what Golden Valley Orchard estimates it has spent on actions and services that contribute to increasing or improving services for high needs students in the current year.*

---

In 2024-25, Golden Valley Orchard's LCAP budgeted \$1,667,772 for planned actions to increase or improve services for high needs students. Golden Valley Orchard actually spent \$2,127,936 for actions to increase or improve services for high needs students in 2024-25. The difference between the budgeted and actual expenditures of \$-460,164 had the following impact on Golden Valley Orchard's ability to increase or improve services for high needs students:

Not applicable.